

App overview- smarterers app is an app that connect to smart devices with IOT by MQTT protocol.

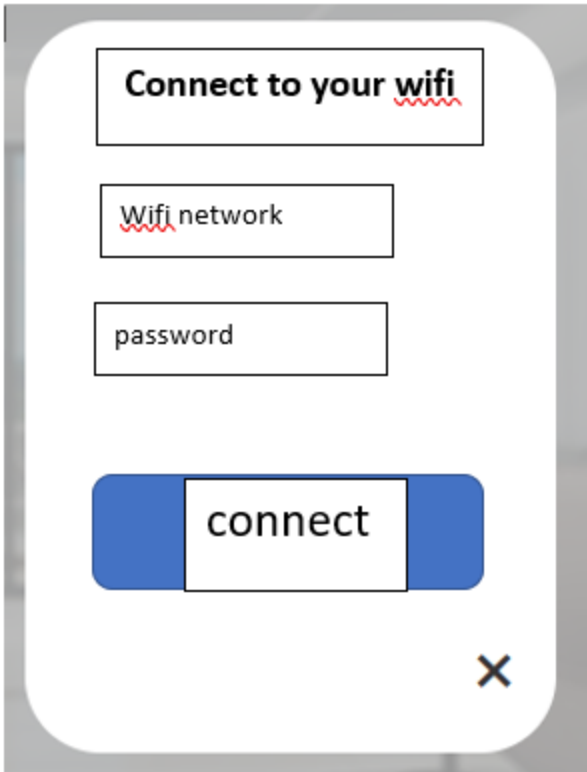
I have a login system with backendless site.

now I have couple of issues with the main screen.

this is the main screen that I have




This is the product menu where the user can add one of our products(we have one for now in the future we will have several more).when the user will press the product that he wants to add the will be animated.css (slide in right) to wifi manager it will look like that



The css design is less important I will handle the design after the user connected to the home wifi a new window of settings will open in the window the user will be able to choose which room he want the product to be(I will show later where are the rooms list) and he can add (except the default room names) a room name of his choice. The window will look like that

This will be the product pic like in the main screen modal

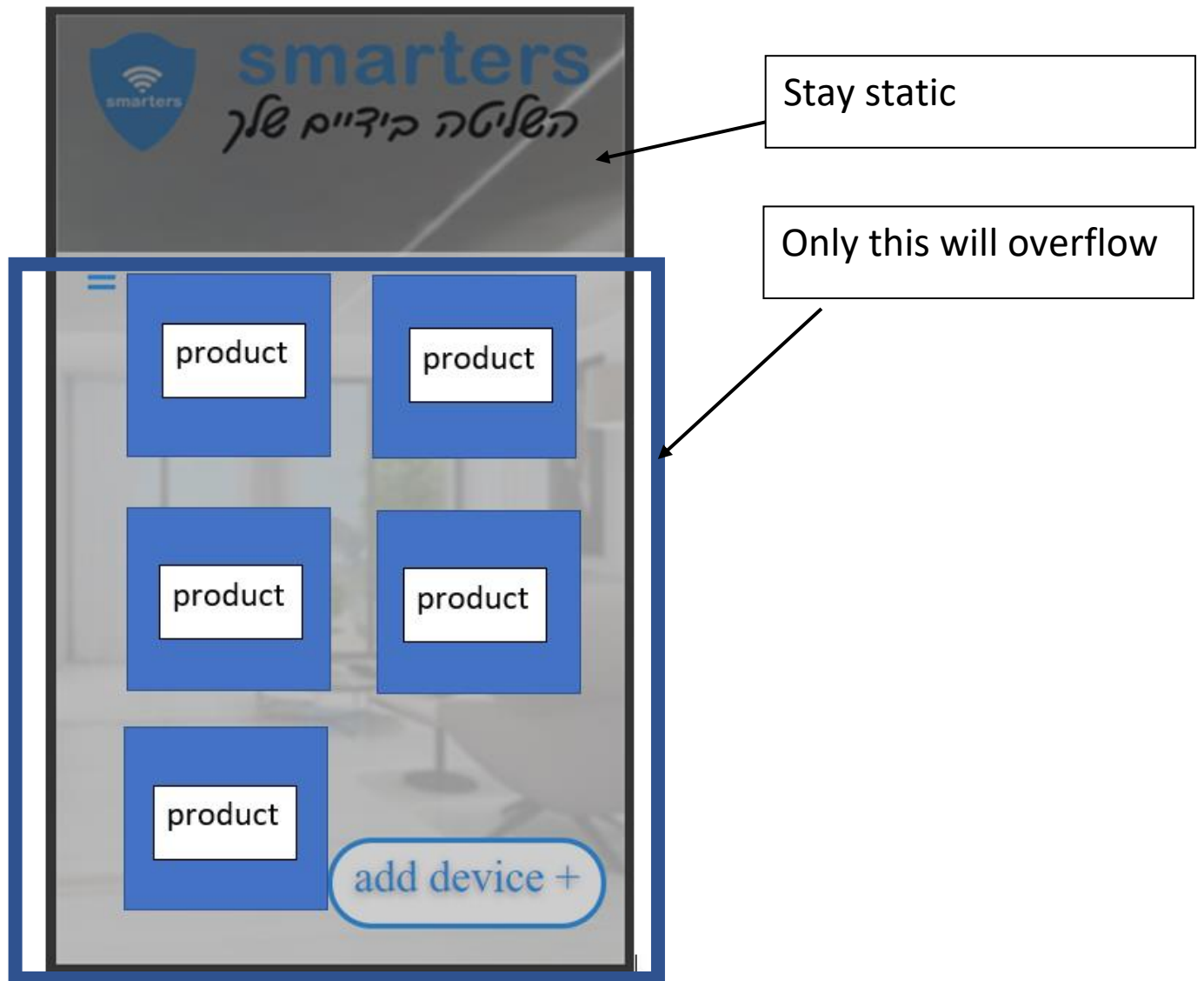


List of rooms: room 1, room 2, living room, +add room

Product name:

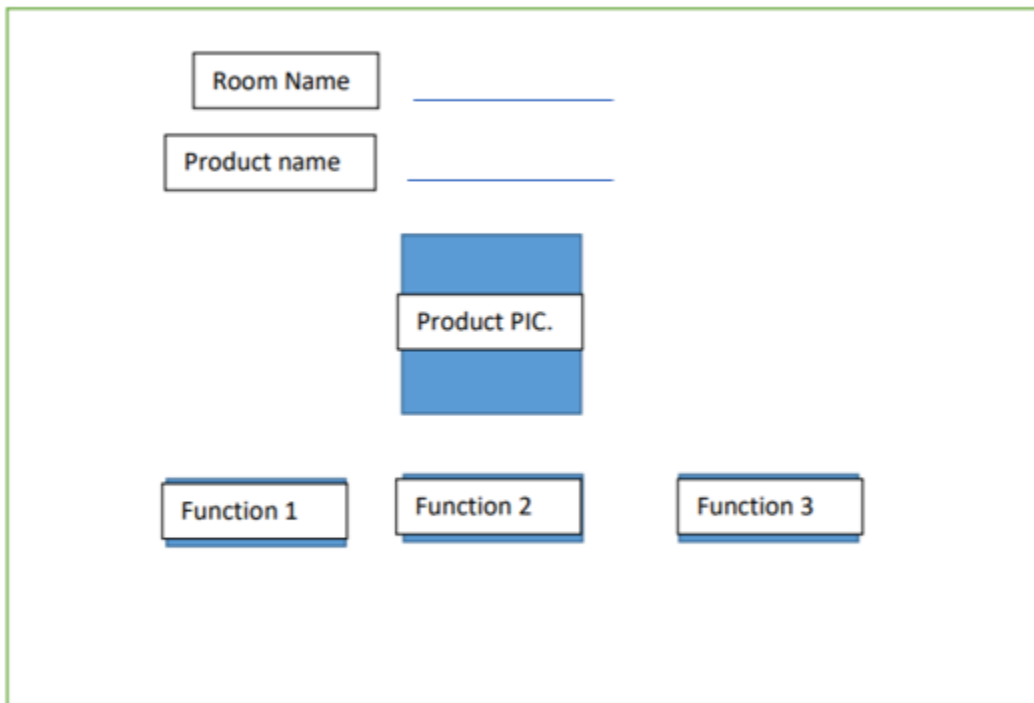
connect

It's very important the user can add as much as rooms as he wants, he can change the product name, the default name will be default but it will be changeable, after pressing the connect button it will return to the main screen and the device will show in the main screen like this



The main screen have to be with overflow-y so the user can see all the products the he has added to the app the add device button have to be in position fixed so it will be moved down with the screen.

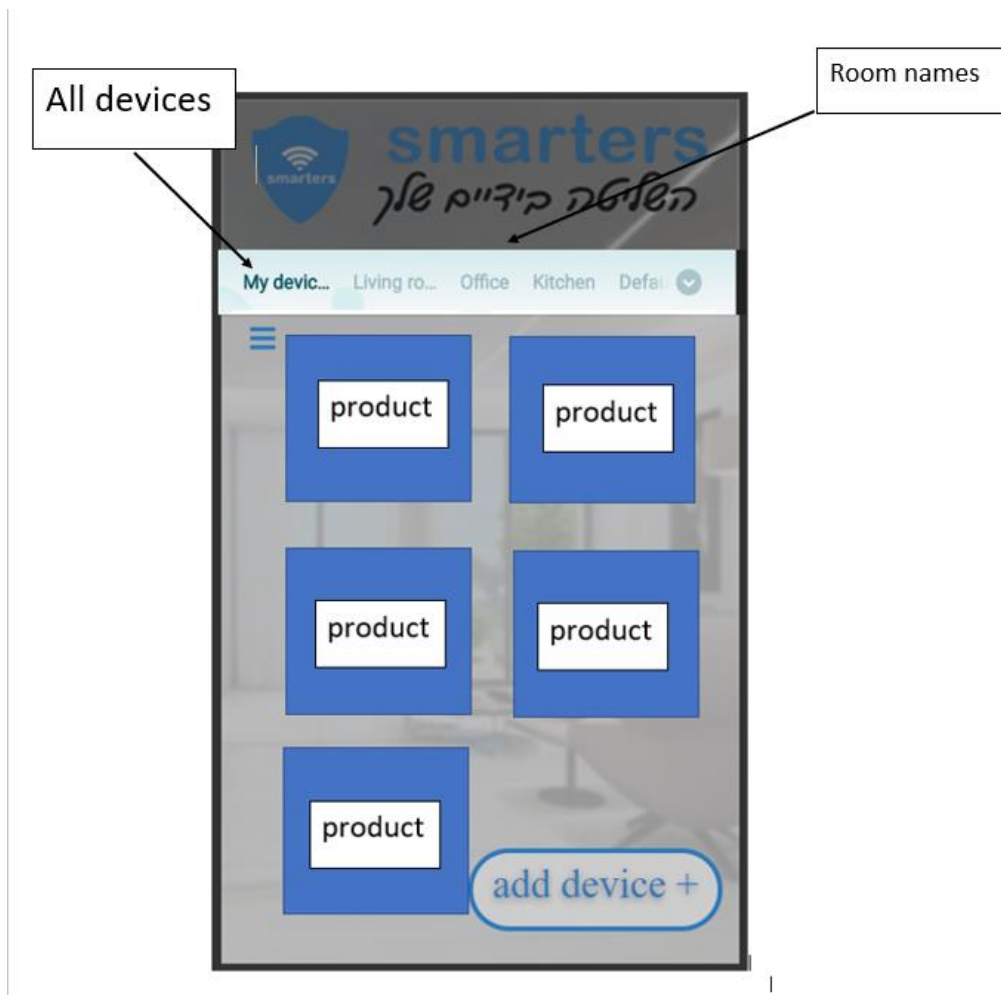
When the user press the product button a new screen will open so he will be able to control the product. And if he will press the product for couple of seconds the user will be able to delete the product (trash sign will be over the product pic)



(I will handle the functionality of the buttons)

the rooms name will have to be in this position and will be overflow-x so the user can search the products of the room that he choose lets say for example he choose the living room, then he will see all the products that he has in the living room.

See pic in the next page



By default my devices living room bed room and kitchen must be shown and as I explained the user can add as much as rooms as he wants. Note that the rooms list should be static as well as the headline and only the product menu will overflow(see page 5).

Couple of more things

1. please use JAVA, JAVA SCRIPT, html, css, PHP and bootstrap

And explain in the code what is what so I will be able to understand what you did(not c, c+, c#)

this app will be open through a computer so (mac and windows) not by app(for now)

2. i will handle the css design just take care of the classes and basic css design to easy my job

3. i need the project done after august 6(before that I won't be available to check the project)

4. that products and app is my own design so, I have couple of projects that related to that project, be professional and I give you my word the you will be rewarded and I will use you as much as I can.

I will be happy to answer to and question that you have

Waiting for your replay and you fee request

Best regards

Rami